


*For revealing the deep, lustrous beauty of metal, look no further than Etched Metal plaques.*

## Etched Metal Plaques

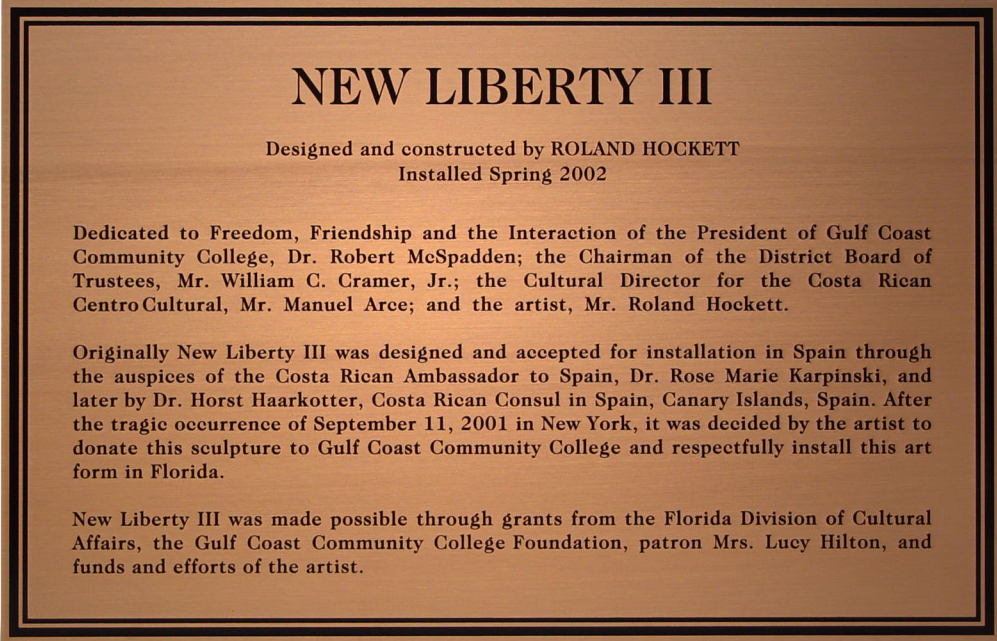



**Blessed be God in all His designs**



Not so long ago, a young man named Barney began a glorious journey to God. Along that journey he joined the Capuchin Franciscans and became Father Solanus Casey. He lived for many years here at St. Bonaventura's, serving people who were sick, poor, and in need. He became famous for giving comfort to all who came. He died and is buried here.

Today, the Capuchins of St. Bonaventura's invite you to follow Barney's journey. It starts with an appreciation for all the wonders of God's creation. Along this garden path, artists from different cultures have given form to the phrases of the Canticle of Brother Sun. This prayer by St. Francis of Assisi was one of Barney's favorites.



*"The plaques came in today, they are very impressive, and I am well pleased with the workmanship and also with the excellent cooperation that we have received from you. Thank you very much..."*

Joe Clark, Chairman, Library Board  
Holmes County Public Library  
Bonifay, Florida



Need a desk nameplate?  
Check out our Nameplate brochure

**MONEY BACK  
100%  
GUARANTEE**

PLAQUE	SIZE - w x h	MATERIAL FINISH	BACKGROUND FINISH	BORDER STYLE	ADDITIONAL INFORMATION
...DANA... ...ULTRA SHIFT...	10" x 20"	Natural Polished Stainless Steel, 1/8" thick	Color: Gloss Black Texture: Smooth	Custom	This plaque is mounted in a Peterbilt Semi that tours the country showcasing truck technology. It covers a hole in the cab floor where a shifter was removed.
NEW LIBERTY III	14" x 9"	Natural Satin Copper, 1/8" thick	Color: Gloss Black Texture: Smooth	Inset Double Line	Etched metal plaques offer great flexibility with material and inscription. This plaque retains a crisp, clean appearance even with a large quantity of text.
CHARLES R. BREHMER	36" x 12"	Natural Satin Magnesium, 1/8" thick	Color: Blue/Black Texture: Smooth	Plain Edge	It is easiest to apply multiple colors to recessed copy on a plaque. We have many stock colors available, custom colors can be created for a small additional fee.
"A MOMENT OF CLARITY"	6" x 3"	Natural Satin Magnesium	Color: Black Texture: Sand Texture	Custom	Using both raised and recessed lettering helps to separate different sections of text while adding character to the overall presentation.

**QUESTIONS?**  
 **800-451-7446**  
 fax 800-477-6773  
[www.InnovativeSigns.com](http://www.InnovativeSigns.com)





"...I would like to let you know we received the plaque the other day and it was great! Thank you very much for the design and your work in getting it to us. Very professional. If we have any plaque requirements in the future, I'll be sure to contact you."

Roger Simonson  
Salt Lake City, Utah



MONEY BACK  
**100%**  
GUARANTEE

PLAQUE	SIZE - w x h	MATERIAL FINISH	BACKGROUND FINISH	BORDER STYLE	ADDITIONAL INFORMATION
HISTORIC HOMES OF TACOMA	3 3/8" x 4 1/8"	Natural Satin Magnesium, 1/8" thick	Color: Medium Blue Texture: Sand Texture	Single Line	On Etched Metal, we can make the lettering small, the level of detail great with the same raised-lettering, textured background look as a cast metal plaque.
IN MEMORY OF DWIGHT E. HOTTE	10 1/2" x 15" 12 x 18 walnut	Natural Satin Magnesium, 1/8" thick	Color: Black Texture: Sand Texture	Double Line	Finely detailed pen & ink style portraits can be used with etched metal plaques. Also notice the radius corners on the inset line of the double line border.
SPRINGGATE LAW OFFICE	11" x 4"	Natural Satin Yellow Brass, 1/8" thick	Color: Gloss Black Texture: Smooth	Plain Edge	This is a unique way to achieve the look of a custom shape plaque without additional cost. The glossy black recessed copy give it a very distinctive appearance.
BLESSED BE GOD IN ALL HIS DESIGNS	36" x 14"	Natural Satin Zinc, 1/8" thick	Color: Black Texture: Smooth Black	Plain Edge	This plaque is mounted to an angled mounting platform, custom-fabricated by our customer. We placed concealed studs in the locations they specified.

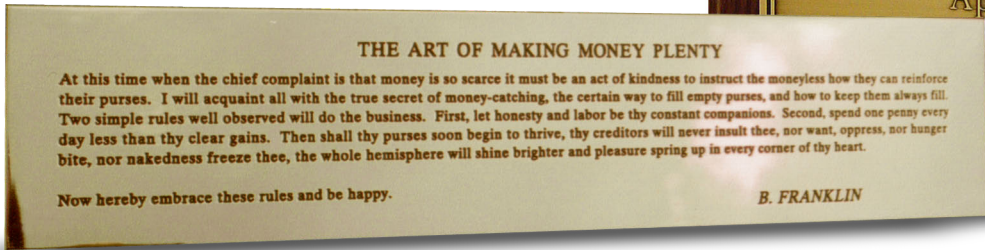
QUESTIONS?  
800-451-7446  
fax 800-477-6773  
www.InnovativeSigns.com





*I am writing "... to let you know how great the plaque looks. Everyone was thrilled with the results and the residents were truly touched. Thanks for doing such a great job!"*

Jennifer Armstrong  
Cordia Senior Residence  
Westmont, Illinois



**MONEY BACK**  
**100%**  
**GUARANTEE**

PLAQUE	SIZE - w x h	MATERIAL FINISH	BACKGROUND FINISH	BORDER STYLE	ADDITIONAL INFORMATION
WADHAMS GAS STATION	16" x 24"	Bronzestone Satin Zinc, 1/4" thick	Color: Brown Texture: Sand Texture	Single Line	This plaque is a great example of how versatile our etched metal finishes can be. Zinc is naturally silver, but the bronzestone applied to this plaque makes it appear to be bronze. Notice the finely detailed pen and ink drawing.
MAITLAND LITTLE LEAGUE	7" x 4"	Natural Satin Magnesium, 1/8" thick	Color: Black Texture: Sand Texture	Double Line	The metal plate is a replica of a cast plaque and was mounted to an 8" x 6" walnut board making a perfect gift for the Honoree at the dedication ceremony.
THE ART OF MAKING MONEY PLENTY	17" x 4"	Natural Polished Yellow Brass, 1/8" thick	Color: Black Texture: Smooth	Plain Edge	A highly polished mirror-like finish on this plaque helps to add a sense of significance to an inspiring quote from Benjamin Franklin.
CORDIA SENIOR RESIDENCE	9" x 12"	Natural Satin Finish Muntz Brass, 1/8" thick	Color: Antique Texture: Smooth	Double Line	A lightly oxidized, rubbed finish in the recessed areas of this plaque creates a mature, antiqued finish.

**QUESTIONS?**  
 **800-451-7446**  
 fax 800-477-6773  
[www.InnovativeSigns.com](http://www.InnovativeSigns.com)



130 Bomar Ct. Ste 206 • Longwood, FL 32750  
 Ph 800-451-7446 • Fax 800-477-6773  
 www.InnovativeSigns.com

# Layout Request Form

Date: \_\_\_/\_\_\_/\_\_\_

How did you find us?		
Google	Yahoo	Other: _____

Phone: ( \_\_\_\_\_ ) \_\_\_\_\_ - \_\_\_\_\_ x \_\_\_\_\_ Fax: ( \_\_\_\_\_ ) \_\_\_\_\_ - \_\_\_\_\_

Send Layout Via — Fax Mail E-Mail: \_\_\_\_\_

© 2007 Innovative Signs, Inc., All Rights Reserved

Your Mailing Address	Your Shipping Address
Firm / Company / Organization Name _____	Firm / Company / Organization Name _____ ( <input type="checkbox"/> Same )
Your Name / Person to Contact _____	Your Name / Person to Contact _____ ( <input type="checkbox"/> Same )
Mailing Address _____	Shipping Address _____ ( <input type="checkbox"/> Same )
City, State & Zip _____	City, State & Zip _____ ( <input type="checkbox"/> Same )

Item	Size	Product	Material	Finish	Additional Plaque Info
<input type="checkbox"/> A Plaque <input type="checkbox"/> An Interchangeable Nameplate <input type="checkbox"/> A DuraBronze Door Nameplate <input type="checkbox"/> A Desk Nameplate	Width _____" Height _____" _____" x _____"	<input type="checkbox"/> DuraBronze™ <input type="checkbox"/> Cast Metal <input type="checkbox"/> Engraved Metal <input type="checkbox"/> Etched Metal	<input type="checkbox"/> Bronze <input type="checkbox"/> Aluminum <input type="checkbox"/> Zinc <input type="checkbox"/> Bronze/Brass <input type="checkbox"/> Copper <input type="checkbox"/> Stainless Steel	<input type="checkbox"/> Gold / Brown <input type="checkbox"/> Gold / Black <input type="checkbox"/> Silver / Black <input type="checkbox"/> _____ _____	<input type="checkbox"/> Interchangeable Nameplates Total plates with names: _____ Total plaque capacity: _____ <input type="checkbox"/> Border Style: _____ _____

**Inscription / Special Instructions**

Write your inscription in the space below (or use a separate sheet of paper), then indicate which lines will be the Largest (L), Smallest (S), or Medium (M) when compared, proportionally, to the other lines. Also indicate the letter style if you have a preference:

\_\_\_\_\_

\_\_\_\_\_

\_\_\_\_\_

\_\_\_\_\_

\_\_\_\_\_

**My project is time sensitive!** Please include options for rush production, if possible, with my Layout and Quote. We are planning a special event on \_\_\_/\_\_\_/\_\_\_ and would like to receive the plaque by \_\_\_/\_\_\_/\_\_\_ if possible.

**Additional Information**

**Size** — Specifications for the above item are:  Approximate (proportion as necessary)  Exact (do not alter)

**Matching** — This item must match an existing item in the following ways (check all that apply):  
 Height  Width  Ltr. Style(s)  Ltr. Size(s)  Color Combination  Mtg. Holes  Mtg. Hardware  All  
 Other \_\_\_\_\_

**Mounting Surface** — This item will be mounted as follows:  Inside  Outside  
 Space available: Width \_\_\_\_\_" Height \_\_\_\_\_"  Open Wall  
 Surface is:  Brick  Masonry  Stone  Wood  Hollow Wall  Other \_\_\_\_\_

**Layout Deadline** — A Layout & Quote are needed for a meeting on \_\_\_/\_\_\_/\_\_\_ . Fax or deliver them by \_\_\_\_\_  AM  PM