





130 Bomar Ct. Ste 206 • Longwood, FL 32750
Ph 800-451-7446 • Fax 800-477-6773
www.InnovativeSigns.com

*For classic style,
radiance and
permanence,
look no further
than cast metal
plaques.*

Cast Metal Plaques






We want to thank-you for the beautiful new sign your company has created for us! Not only did you work in creating the piece just as we wanted it, but you gave us great comfort in your ability to perform great work while we were a long distance away.

Thank-you again to your entire staff for the fine craftsmanship and hard work on our behalf!

Douglas H. Roehm, LIC, President
Strategic Benefit Services
Rochester, Michigan



NARTHEX RENOVATION
Dedicated in memory of
WILLIAM HOYLE LEE

In appreciation of
Bill's love for God's house
and the shared vision of his family
Maranatha Bible Church
May 2, 2004



LEON KUCHEROVSKY



ATTORNEY AT LAW



462
MATTHEWS & STEEL
TRIAL LAWYERS

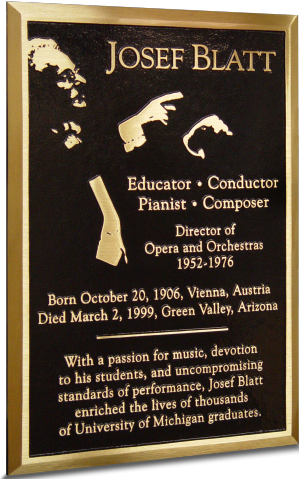


City of M
SIDE FI
icated Febr

MONEY BACK
100%
GUARANTEE

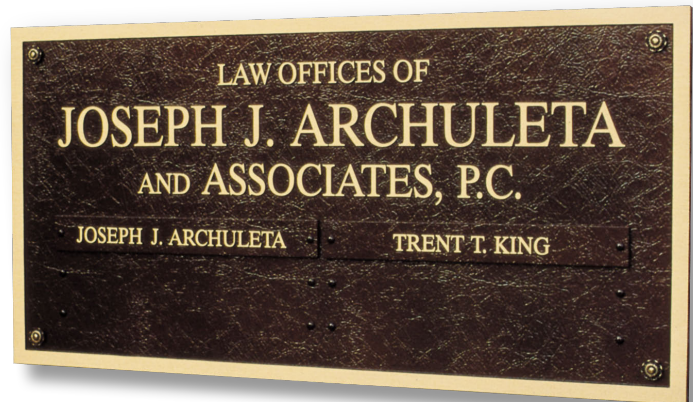

PLAQUE	SIZE - w x h	MATERIAL & FINISH	BACKGROUND FINISH	BORDER STYLE	ADDITIONAL INFORMATION
1630 MEADOWLARK ROAD	18" x 10"	Natural Satin Bronze	Color: Navy Blue Texture: Leatherette	Single Line	This plaque features a custom oval shape and marks a property entrance. It is mounted with concealed studs.
NARTHEX RENOVATION WILLIAM HOYLE LEE	16" x 20"	Natural Satin Bronze	Color: Dark Antique Texture: Leatherette	Single Line Bevel	This memorial plaque includes a hand-sculpted, bas relief portrait. The mounting hardware includes decorative rosettes.
LEON KUCHEROVSKY ATTORNEY AT LAW	15" x 11"	Natural Satin Aluminum	Color: Black Texture: Leatherette	Single Line Bevel	This identification plaque includes both raised and recessed areas, a custom graphic, and concealed stud mounting
MATTHEWS & STEEL TRIAL LAWYERS	20" x 10"	Natural Satin Bronze	Color: Black Texture: Leatherette	Single Line	This popular custom shape is called "round top flat shoulder". Almost any shape can be cast, at a slight additional cost.
CITY OF... (CLOSE UP PHOTO)	"SIDE" is 3/4" tall	Natural High Polish Bronze	Color: Black Texture: Leatherette	-	This close up of a bronze plaque gives a good view of a highly polished finish. Typically, the raised areas on a cast plaque are about 1/8" thick.

QUESTIONS?
 **800-451-7446**
fax 800-477-6773
www.InnovativeSigns.com



I cannot tell you how pleased I was with the plaque. It looked so sharp and the honoree was very impressed! Everyone admired it and said "I" did a good job! Thanks for making me look good!

Susan Clayton
Marketing and Community Relations
Polk Works
Bartow, Florida



Need a desk nameplate?
Check out our Nameplate brochure

MONEY BACK
100%
GUARANTEE

QUESTIONS?
800-451-7446
fax 800-477-6773
www.InnovativeSigns.com

PLAQUE	SIZE - w x h	MATERIAL FINISH	BACKGROUND FINISH	BORDER STYLE	ADDITIONAL INFORMATION
JOSEF BLATT	12" x 18"	Natural Satin Bronze	Color: Black Texture: Leatherette	Single Line Bevel	This memorial plaque shows a unique way to show a portrait in flat relief. Boosting the contrast of a photograph created the silhouette like appearance.
SRS CAPITAL	18" x 10"	Natural Satin Aluminum	Color: Black Texture: Leatherette	Plain Edge	A great choice for a contemporary look with the recessed logo and silver color of the satin aluminum.
TEFFT HILL	24" x 30"	Natural Satin Bronze	Color: Brown & Green Texture: Sculpted	Double Line	The combination of raised letters, recessed logo, multiple background colors, and a sculpted texture, gives this plaque its unique and distinctive appearance.
GENTLEMEN'S PRIVATE RETREAT	12" x 10"	Natural Satin Bronze	Color: Dark Antique Texture: Travertine	Single Line	Custom shape, travertine texture, and color are design elements that were inspired by the customers request for a sign that looks like "The Great Northwest."
JOSEPH J. ARCHULETA AND ASSOCIATES, P.C.	36" x 18"	Natural Satin Bronze	Color: Dark Brown Texture: Leatherette	Single Line	Interchangeable nameplates are a good solution for a dynamic, growing business or for any situation where your inscription is subject to change.



130 Bomar Ct. Ste 206 • Longwood, FL 32750
 Ph 800-451-7446 • Fax 800-477-6773
 www.InnovativeSigns.com

Layout Request Form

Date: ___/___/___

How did you find us?		
Google	Yahoo	Other: _____

Phone: (_____) _____ - _____ x _____ Fax: (_____) _____ - _____

Send Layout Via — Fax Mail E-Mail: _____

© 2007 Innovative Signs, Inc., All Rights Reserved

Your Mailing Address	Your Shipping Address
Firm / Company / Organization Name _____	Firm / Company / Organization Name _____ (<input type="checkbox"/> Same)
Your Name / Person to Contact _____	Your Name / Person to Contact _____ (<input type="checkbox"/> Same)
Mailing Address _____	Shipping Address _____ (<input type="checkbox"/> Same)
City, State & Zip _____	City, State & Zip _____ (<input type="checkbox"/> Same)

Item	Size	Product	Material	Finish	Additional Plaque Info
<input type="checkbox"/> A Plaque <input type="checkbox"/> An Interchangeable Nameplate <input type="checkbox"/> A DuraBronze Door Nameplate <input type="checkbox"/> A Desk Nameplate	Width _____" Height _____" _____" x _____"	<input type="checkbox"/> DuraBronze™ <input type="checkbox"/> Cast Metal <input type="checkbox"/> Engraved Metal <input type="checkbox"/> Etched Metal	<input type="checkbox"/> Bronze <input type="checkbox"/> Aluminum <input type="checkbox"/> Zinc <input type="checkbox"/> Bronze/Brass <input type="checkbox"/> Copper <input type="checkbox"/> Stainless Steel	<input type="checkbox"/> Gold / Brown <input type="checkbox"/> Gold / Black <input type="checkbox"/> Silver / Black <input type="checkbox"/> _____ _____	<input type="checkbox"/> Interchangeable Nameplates Total plates with names: _____ Total plaque capacity: _____ <input type="checkbox"/> Border Style: _____ _____

Inscription / Special Instructions

Write your inscription in the space below (or use a separate sheet of paper), then indicate which lines will be the Largest (L), Smallest (S), or Medium (M) when compared, proportionally, to the other lines. Also indicate the letter style if you have a preference:

My project is time sensitive! Please include options for rush production, if possible, with my Layout and Quote. We are planning a special event on ___/___/___ and would like to receive the plaque by ___/___/___ if possible.

Additional Information

Size — Specifications for the above item are: Approximate (proportion as necessary) Exact (do not alter)

Matching — This item must match an existing item in the following ways (check all that apply):
 Height Width Ltr. Style(s) Ltr. Size(s) Color Combination Mtg. Holes Mtg. Hardware All
 Other _____

Mounting Surface — This item will be mounted as follows: Inside Outside
 Space available: Width _____" Height _____" Open Wall
 Surface is: Brick Masonry Stone Wood Hollow Wall Other _____

Layout Deadline — A Layout & Quote are needed for a meeting on ___/___/___ . Fax or deliver them by _____ AM PM